

Stefan Grasse

III

Übungen für Gitarre

Mittelstufe

Exercises for guitar

Intermediate level

Übung der Woche

M 1

Stefan Grasse

Gitarre

m i

Gitarre

T	1	2	3	4	4	3	2	1	1	4	3	4	2	4	3	4
A																
B																

Git.

3

in allen Lagen

Git.

	3	4	5	6	6	5	4	3	3	6	5	6	4	6	5	6

Übung der Woche

M 2

Stefan Grasse

Gitarre

1

m i a

3 3 3

2 1 3 2 4 3 2 1

3 3 3 3 3

Gitarre

TAB

1 0 1 2 1 2 3 2 3 4 3 4 5 4 5 6 5 6 7 6 7 8 7 8

Git.

3 4 2 3 4 3 2 1

3 3 3 3 3 3 3 3

Git.

9 8 9 10 9 10 11 10 11 12 11 12 13 12 13 12 13 12 11 12 11 10 11 10

Git.

5 3 2 1 3 2 1 3 2 3 1 3 3

3 3 3 3 3 3 3 3 3 3 3

Git.

9 10 9 8 9 8 7 8 7 6 7 6 5 6 5 4 5 4 3 4 3 2 3 2 1 2 1 0 1 0 0

Übung der Woche

M 3

Stefan Grasse

Gitarre

1 4 3 2 *simile*
3 2 1 4

Gitarre

T
A
B

5 8 7 6 5 8 7 6 5 8 7 6 5 8 7 6 5
7 6 5 8 7 6 5 8 7 6 5 8 7 6 5 8 7

Git.

m *simile*

7 3 1 2 4 1 3 4 2

p

7 5 6 8 5 7 8 6 5 8 7 6 5 8 7 6 7 6 5 8

Git.

10

Git.

5 8 7 6 5 8 7 6 5 7 6 5 8 8

Übung der Woche

M 4

Stefan Grasse

p a m i

4 3

Gitarre

Gitarre

Git.

Git.

The first system of guitar notation consists of two staves. The upper staff is a treble clef with a key signature of one flat and a 3/4 time signature. It contains a melodic line with eighth-note patterns. Above the staff, the letters 'p a m i' are positioned over the first four measures, and '4 3' is positioned over the fifth measure. Fingering numbers (1, 2, 3) are placed below the notes. The lower staff is a guitar tablature with six lines, labeled 'T', 'A', and 'B' from top to bottom. It contains fret numbers (0, 1, 2, 3) corresponding to the notes in the upper staff.

The second system of guitar notation consists of two staves. The upper staff is a treble clef with a key signature of one flat and a 3/4 time signature. It contains a melodic line with eighth-note patterns, including some notes with sharps. Above the staff, the number '2' is positioned over the second measure, and '5' is positioned over the first measure. Fingering numbers (1, 2, 3) are placed below the notes. The lower staff is a guitar tablature with six lines, labeled 'T', 'A', and 'B' from top to bottom. It contains fret numbers (0, 1, 2, 3) corresponding to the notes in the upper staff.

Übung der Woche - Lagen

M 5

Stefan Grasse

Saite e

Gitarre

0 1 3 1 3 4 1 3

Saite h

Git.

5 1 3 1 2 4 1 3

Saite g

Git.

1 3 4 1 3 4 4 2 1 4 2 1 1

Saite d

Git.

1 2 4 1 3 4 4 2 1 4 2 2 1

Saite A

Git.

1 2 4 1 2 4 4 2 2 1 4 2 1

Saite E

Git.

Basis-Übungen

M 6

Stefan Grasse

1. Chromatische Übung auf einer Saite

Gitarre

Git.

2. Bindung aufwärts, weitere Fingerkombinationen 2-3, 3-4, 1-3, 2-4, 1-4

Git.

3. Bindung abwärts, weitere Fingerkombinationen 3-2, 4-3, 3-1, 4-2, 4-1

Git.

4. Barré

Git.

5. Fingerunabhängigkeit

V VI

6. Arpeggios

Git.

7. Wechselschlag: i-m, m-i, m-a, a-m

Git.

Übung der Woche

Fingerkombination

12 34 bzw. 43 21

Weitere Kombinationen:

13 24 bzw. 42 31

14 23 bzw. 41 32

M 7

Stefan Grasse

Gitarre

Gitarre

T
A
B

1 2 3 4 1 2 3 4 1 2 3 4

Git.

Git.

1 2 3 4 1 2 3 4 1 2 3 4 1 2 3 4 1 2 3 4

Git.

Git.

4 3 2 1 4 3 2 1 4 3 2 1 4 3 2 1

Git.

Git.

4 3 2 1 4 3 2 1 4 3 2 1 4 3 2 1 4 3 2 1

Übung der Woche

M 8

Stefan Grasse

V

1 4 3 2 1 2 3 4

Gitarre

Gitarre

T
A
B

5 8 7 6 5 6 7 8 5 8 7 6 5 6 7 8 5 8 7 6 5 6 7 8

3

Git.

Git.

5 8 7 6 5 6 7 8 5 8 7 6 5 6 7 8 5 8 7 6 5 6 7 8

5

Git.

Git.

5 8 7 6 5 6 7 8 5 8 7 6 5 6 7 8 5 8 7 6 5 6 7 8

7

4 1 2 3 4 3 2 1

Git.

Git.

8 5 6 7 8 7 6 5 8 5 6 7 8 7 6 5 8 5 6 7 8 7 6 5

9

Git.

Git.

8 5 6 7 8 7 6 5 8 5 6 7 8 7 6 5 8 5 6 7 8 7 6 5

11

Git.

Git.

8 5 6 7 8 7 6 5 8 5 6 7 8 7 6 5 8 5 6 7 8 7 6 5

Exercise Cross Strings

M 9

Stefan Grasse

Gitarre

Gitarre

T
A
B

2 1 3 2 4 3 1 4 2 1 3 2 3 1 4 2 1 3 2 4 3 1 4

Git.

Git.

2 1 3 2 4 3 1 4 2 4 2 3 1 2 4 1 3 4 2 3 1 2 4 1 3

Git.

Git.


4 2 3 1 2 4 1 3 4 2 3 1 2 4 1 3 4 2 3 1 2 4 1 3 1

double stops

M 10

Stefan Grasse

Gitarre




Gitarre

T
B

4


Git.



Git.

7


Git.



Git.

10

Git.



Git.